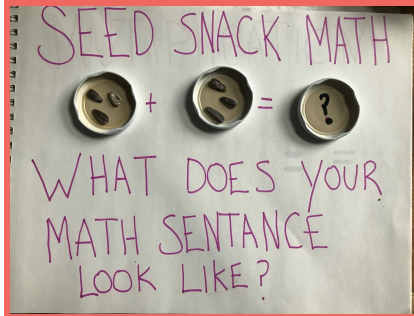


Seed Math


You can use seeds (or any small snack such as cheerios, legos, or grapes) to practice solving addition, subtraction, multiplication, and division problems.

First, look at the photos below to see examples of seed math problems.



Try solving $3+3 = \underline{\quad}$

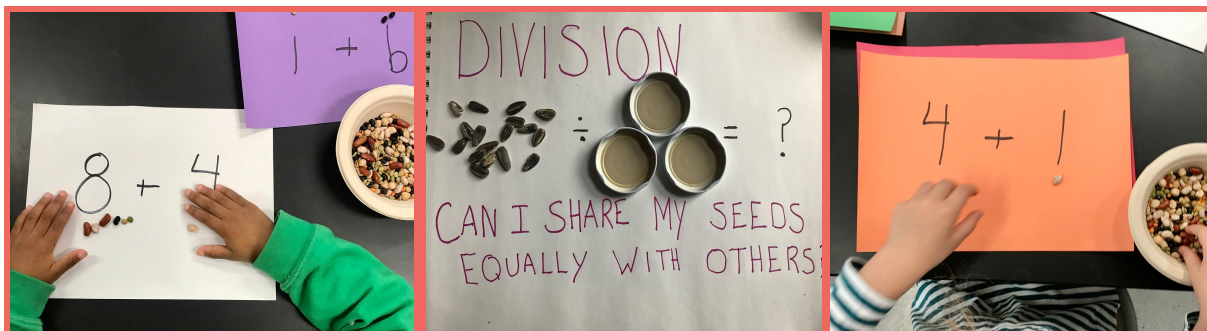
Count out three seeds, then another three. Put them together and count again to find the total.



Practice solving $3 \times 4 = \underline{\quad}$

Count out 3 seeds, then another 3 seeds, then another 3 seeds, and another 3 seeds. This is the same as three seeds four times, right? Count the total number of seeds to find the answer.

Now, you can make up your own math problems to solve using the small objects you have at your house!



Take a photo of your seed math and send it to us via [email](#) or Instagram [@foodprintsdc](#) so your FoodPrints teachers can see your work.